



Live more,  
Bank less

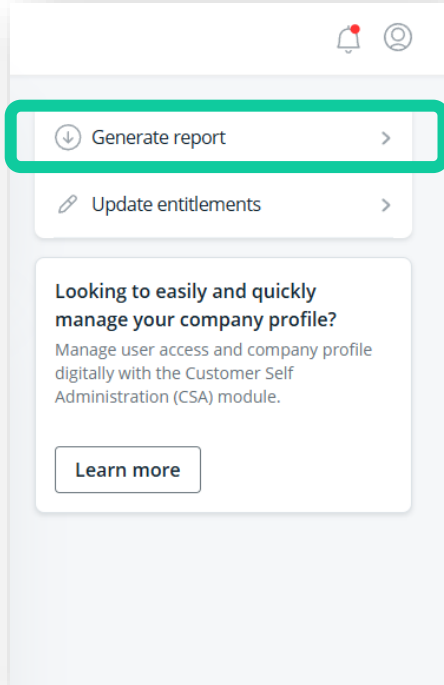
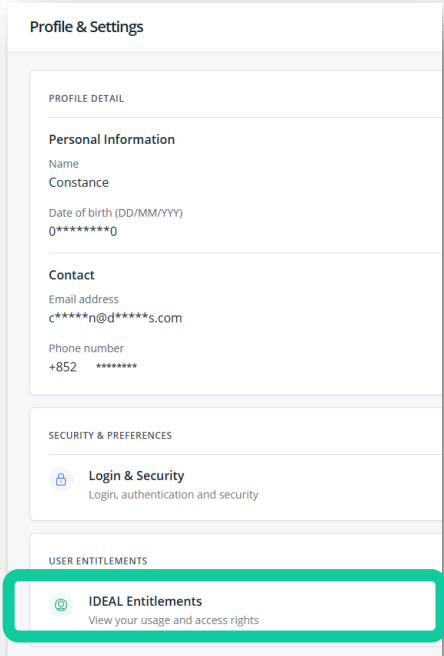
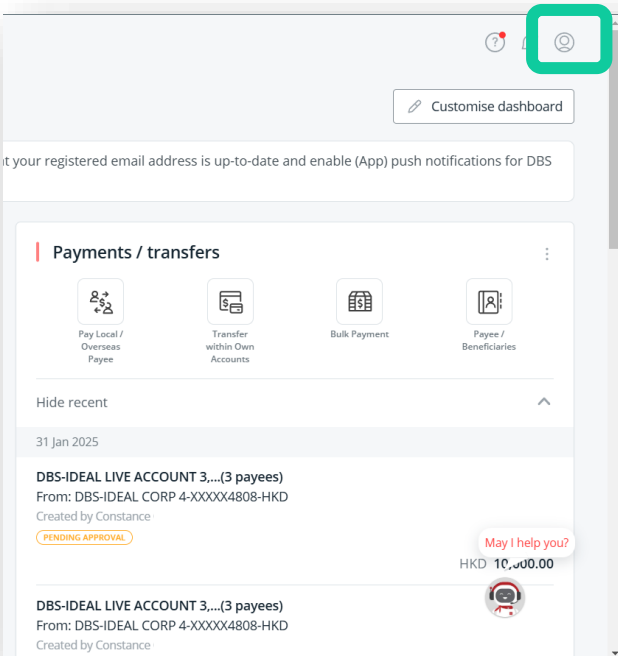
## How to Find Your Organisation ID & User ID

Step-by-step Guide



# How to Find Your Organisation ID & User ID

1. Log in to IDEAL and go to **Profile and Settings**
2. Click **IDEAL Entitlements**
3. Click **Generate Report**
4. For Organisation ID, refer to the 6-8 alphanumeric string in bracket next to the company name (Orange).



For User ID, refer to the string under IDEAL settings – User ID (Red).

**BIRT Report Viewer**

Showing page 1 of 3

**DBS IDEAL** User Setup Report

User ID	Full name / Contact details
1. CONSTANCE	Constance +852 *****

**User Information**

1. Constance	<b>IDEAL settings</b>
User particulars	
Contact details: +852 *****	<b>User ID</b> CONSTANCE
Nationality/citizenship *****	Language English (UK)
Identity type/in X - ID Document: 12**23	Security device (token) Digital token (on IDEAL mobile app)
Date of birth [*****]	Serial number VK4G9A3C62D Electronic Banking Authorized Signatory
<b>Entitlement</b>	
<b>DBS-IDEAL CORP (HKG7SC)</b>	
Contact person User is not the official contact person or representative for DBS matters	
Equity access User can view balance (Only apply to current and savings accounts)	