

Join DBS Treasures via DBS digibank HK app Essential Guide

DBS Treasures is here to help you manage your wealth for the way you live today.

Our all-in-one digital platform allows you to join DBS Treasures in 10 minutes and take your wealth to the next level. Come join us. Download **DBS digibank HK app** today to enjoy our best in class digital wealth management services.



Download **DBS digibank HK app**

Eligibility

To join DBS Treasures on DBS digibank HK app, make sure you are:

- New to DBS or existing DBS Credit Card Customer
- Hong Kong Permanent Resident aged 18 or above
- Not a US Resident, US citizen or holding a US Permanent Resident Card (Green Card)

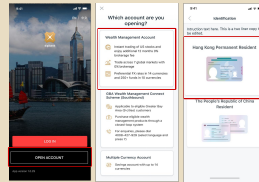
If you do not meet the above requirements to apply via the app, please make an appointment to open your account at our branch.

Smart Tips to Note:

TIP 1 Before Starting Your Application

Prepare the following:

- HKID Card
- Valid mobile number to receive SMS one time password
- Valid address proof



TIP 2 Capture Your HKID

Place your HKID **within the frame** and **press the button** to capture it. Repeat for the back of HKID.

Note: Placing your HKID on a light colour background will help improve the success rate.



Example of a good quality HKID image:



- Text is sharp and clear
- No glare or shadow blocking the image

Examples of images requiring a recapture:



- Text is blurred



- Light reflection blocking details



- Shadow blocking details

TIP 3 About Yourself

Your HKID information will be filled in automatically.

If it is incorrect, please **retake the HKID photo**.




Please select your Nationality ▶

TIP 4 Take a Selfie

Please make sure the camera is **leveled with your face** and the selfie is taken against a **plain background**. Then read aloud the numbers and turn your head according to the on-screen instructions.

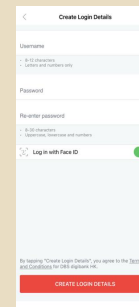
Possible encounters causing selfie error

- Insufficient lighting or direct sunlight
- Out of focus
- Wearing sunglasses or a hat
- Multiple faces in the picture



TIP 5 Create Online / Mobile Banking Login Details

Please remember the Username & Password entered here as they will be used for your **DBS iBanking / DBS digibank HK app login details** after account opening.



TIP 6 Upload Your Address Proof

E.g. utility bill or bank statement issued by financial institution within the last 3 months

Address Proof

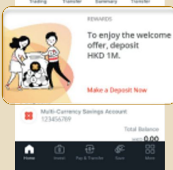
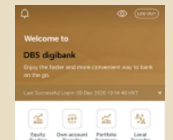
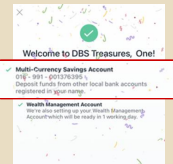
- E-statement
- Photo / screen capture of full document image



TIP 7 Successful Account Opening and Retrieve Your Account Number

Capture your Screen to record the **account number** to deposit new funds.

Your account number will be display here. ▶



OR click here after logging in to the **DBS digibank HK app** for bank account details. ▶

Your account will be activated after **1st time** deposit which must be from an **account in your own name**.

Channels for Deposit

- Online transfer from another bank[#]
- Transfer in via electronic direct debit authorisation (eDDA) from another bank
- Cheque (in your name) deposits or Cash deposits at a DBS teller counter with identity verification

[#] For first-time new funds deposits, we do not accept transfers from any Stored Value Facilities (e.g. digital wallets).