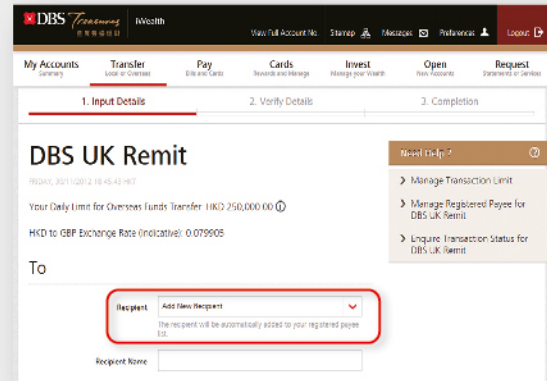
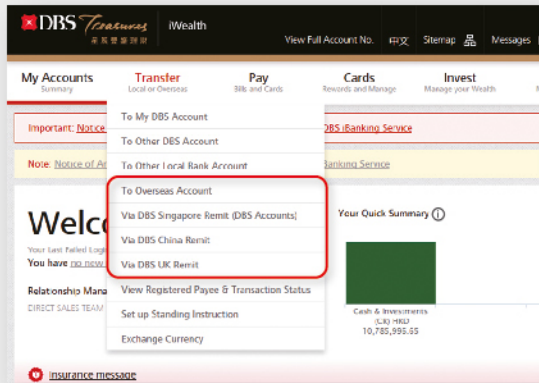




How to transfer funds to China, UK or DBS in Singapore via online DBS Remit Service or to other banks in overseas?

1. Login to DBS iBanking, select **"Transfer"** > **"DBS Remit China/UK/Singapore"** or **"To Overseas Account"**.
2. Select **"Add New Recipient"** in the Recipient field if this is the first transfer to the payee.

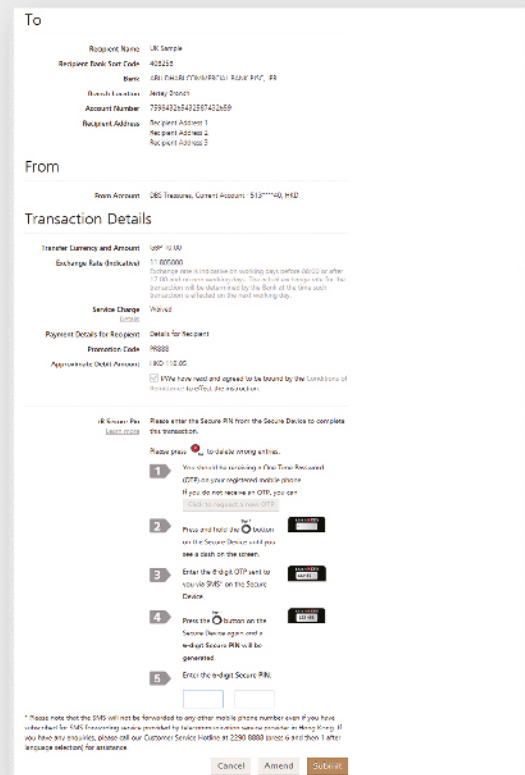
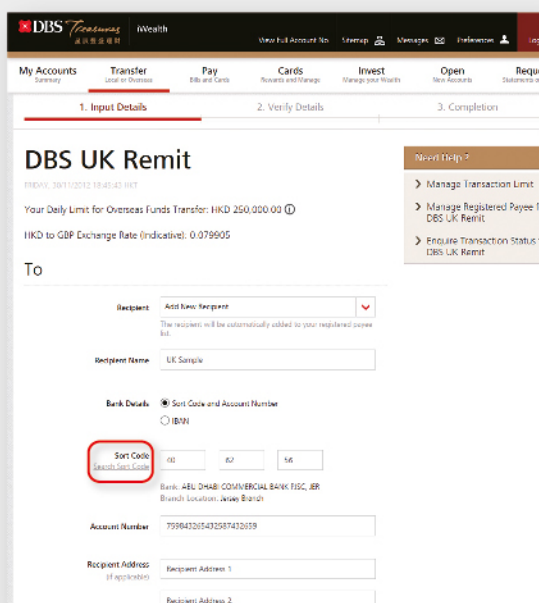


3. Input Transaction Information:
 - i. Recipient Name* and Recipient Bank
 - ii. Bank Details:

Transaction Type	Input Details
DBS China Remit	CNAPS Code [^] or Select Bank / Province / City / Branch
DBS UK Remit	Sort Code [^] and Account Number or IBAN
DBS Singapore Remit (DBS Account)	Not Required
To Overseas Account	SWIFT Code [^]

4. Select debit account, transfer currency and amount. Read and agree the Conditions of Remittance for this funds transfer instruction.
5. Verify the transaction information and use the One-Time Password and Secure Device[^] to complete the transaction.

iii. Account Number



- * The name of your recipient account must be identical with the name of the remitter's account for RMB transfer to Mainland China
- [^] Bank Details including CNAPS Code, Sort Code and SWIFT code can be searched from the screen.

- [^] To apply Secure Device, login to DBS iBanking > Request Statements or Services> New Secure Device. Simply activate your device by login to DBS iBanking > Request Statements or Services > Activate Secure Device.



Not yet registered DBS iBanking?

- Visit go.dbs.com/hk-ib
- Click **"Get Started"** and follow the instruction to register with your ATM Card Number and Password



Forgot DBS iBanking Username / Password?

- Visit go.dbs.com/hk-ib
- Click **"Forgot Username or Password"**



- Input Identity Number and Date of Birth, complete verification with your ATM Card Number and Password or Secure Device
- Your username will be displayed / you can reset your new password

星展銀行 DBS Forgot Username ✕ Cancel and Return to Login Page

1. Identity 2. Authenticate 3. Enter OTP 4. Complete

Username: TESTING1234

Transaction Reference ID: 123456789012

[Login Now](#)

Terms & Conditions Privacy Policy DBS Bank (Hong Kong) Limited 星展銀行(香港)有限公司

OR

星展銀行 DBS Forgot Password ✕ Cancel and Return to Login Page

1. Identity 2. Authenticate 3. Reset Password 4. Complete

New Password: [Masked]

Re-Enter Password: [Masked]

8-32 characters, a combination of uppercase and lowercase letters and numbers. No spaces.

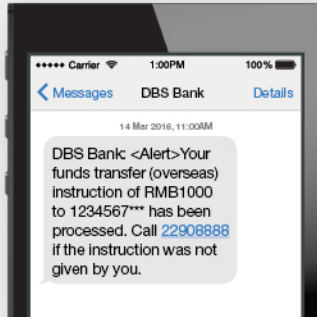
[Next](#)

Terms & Conditions Privacy Policy DBS Bank (Hong Kong) Limited 星展銀行(香港)有限公司

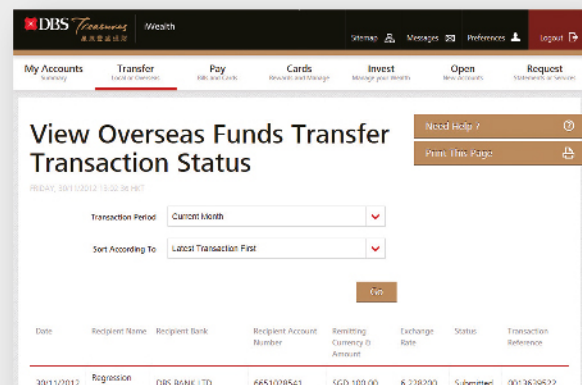
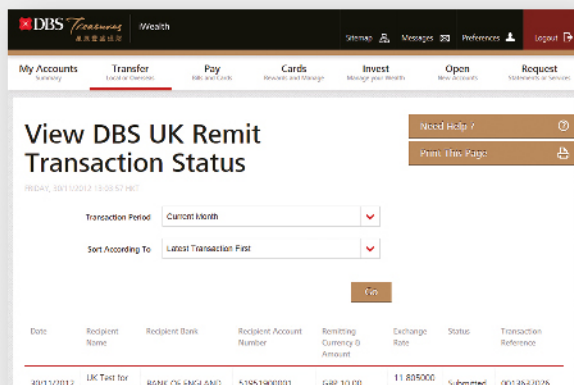


Smart Tips

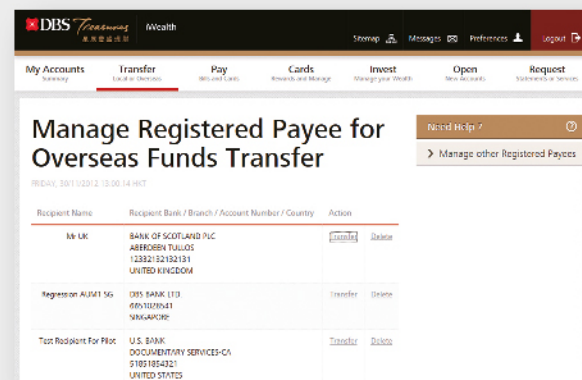
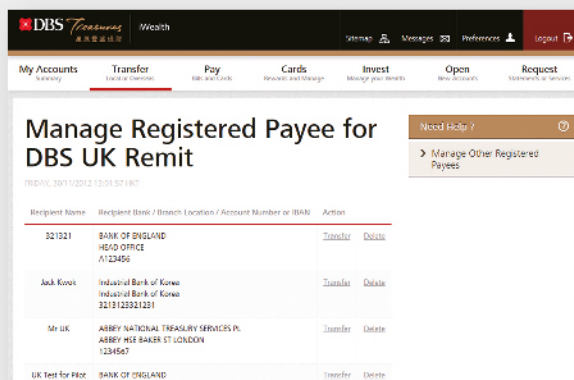
- SMS notification upon transaction submitted and completed, give you more peace of mind.



- Enquire your transaction status via "View DBS Remit / Overseas Funds Transfer Transaction Status"



- After you have successfully added the recipient account to registered payee list, transfer information will be prefill and re-input is not necessary for your next transfer to the same recipient. You can go to "Manage Registered Payee for DBS Remit / Overseas Funds Transfer" to view or delete your payee.



- Your daily transfer limit will be preset as HK\$0 for your first transaction. Simply use the One-Time Password and Secure Device to increase the daily limit to HK\$1,000,000.