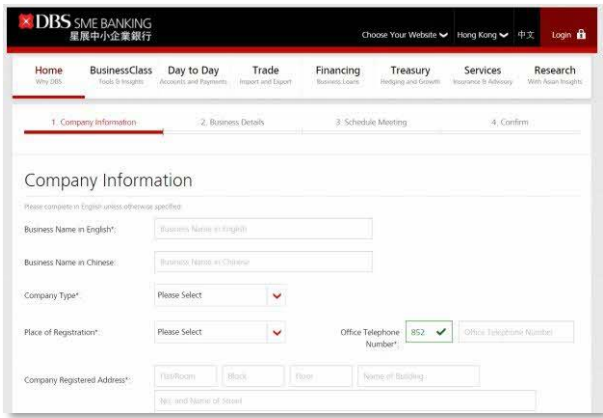
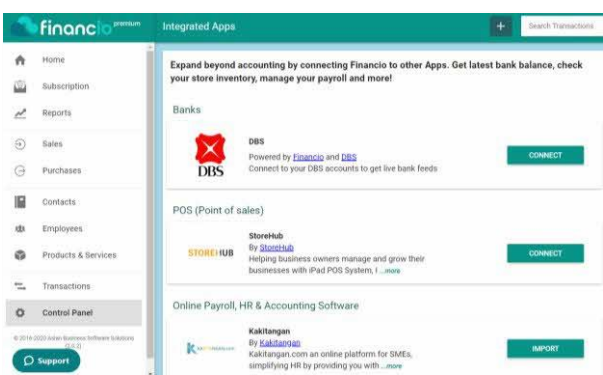


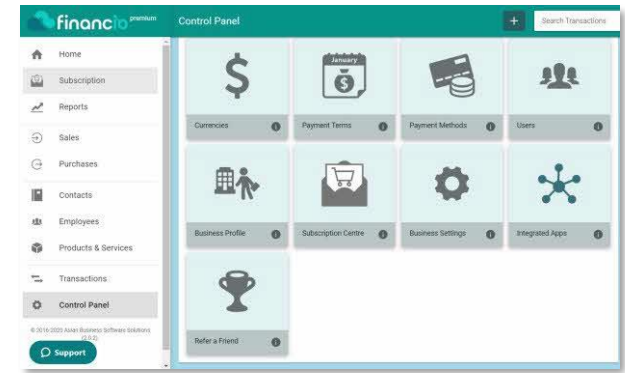
HOW TO SET UP DBS-FINANCIO BANK FEEDS



1 Apply online for a DBS Business Account – no need to visit our branch!



3 Choose DBS and click Connect



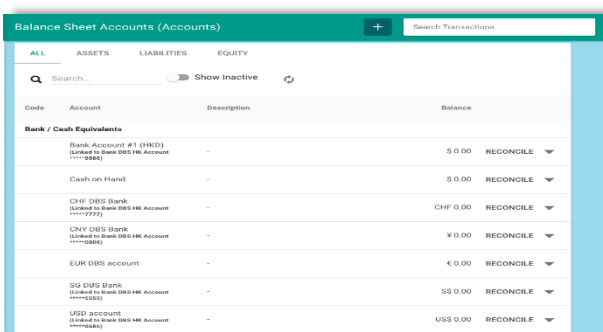
2 On Financio, go to Control Panel then click Integrated Apps



5 See the list of DBS accounts that can be connected – accept the T&C to authorize Financio


4 You'll be redirect to DBS IDEAL to authorize Financio

Login To Authorize 3rd Party



7 Bank accounts added!
DBS account transactions will automatically refresh daily

6 Select the DBS account (s) and click Save



Make Reconciliation Quick and Efficient.

