

Investec Global Strategy Fund Investment Update



Out of the Ordinary®



Investec

Asset Management



Contents

Introduction

Product and administrative changes shareholder notice

An explanation of the various share classes in issue

Notice of the Annual General Meeting

Market overview

Investec web tools and Indicator

How to keep in contact with us



Investec Global Strategy Fund
Société d'investissement à capital variable
49 Avenue J. F. Kennedy
L-1855 Luxembourg
Grand Duchy of Luxembourg

Postal address:
Investec Asset Management Asia Limited
Suites 2602-06, Tower 2, The Gateway
Harbour City, Tsimshatsui
Kowloon, Hong Kong

30 April 2014

Dear Investor,

We are pleased to send you your twice-yearly Investment Update booklet including the statement of your investment in the Investec Global Strategy Fund range. Also included within this booklet are the following:

- An explanation of changes to the Investec Global Strategy Fund range (GSF)
- An explanation of the various share classes in issue
- Notice of the Annual General Meeting
- A market overview to explain how global markets have performed over the 6 month period to 31 March 2014, plus a brief outlook
- A statement showing the transactions on your account for the period 1 October 2013 to 31 March 2014 and your account value as at 31 March 2014.

Changes to the Investec Global Strategy Fund range

We would like to advise you of the following changes to the fund range. More information is provided in the product changes section of this booklet.

1. Product changes and updates

- Removal of the performance fee on the Investec Enhanced Natural Resources Fund¹ and the Investec Enhanced Global Energy Fund¹
- Clarification of the investment policy of the Investec Global Opportunity Equity Fund¹
- Name change for the Investec Global Diversified Income Fund to the Investec Global Multi-Asset Income Fund
- Name change for income share classes of some of the GSF sub-funds.

These product changes and updates will become effective on 30 May 2014.

2. Administrative change

- Termination of the appointment of FirstRand Bank Limited as an Independent Party. This is as a result of regulatory changes in South Africa which no longer require this arrangement.

Please note that the changes do not require your approval as an investor and you do not need to take any action.

Notice of the Annual General Meeting (AGM)

Notice of the AGM to be held on 12 June 2014 is included in this booklet. You are welcome to attend the AGM, at which you are entitled to vote (if you are an investor on the register as at 4 p.m. (Eastern Standard Time) on 10 June 2014). However, if you cannot attend the AGM, we strongly urge you to complete the enclosed proxy form as soon as possible and return it in the enclosed business reply envelope; by fax to (+352) 464 010 413; or by email to luxembourg-domiciliarygroup@statestreet.com. The proxy form must reach us no later than 4 p.m. (Central European Time) on 10 June 2014.

¹These Sub-Funds have not been authorised by the Hong Kong Securities and Future Commission and therefore are not available to the public of Hong Kong.

UK Reporting Fund status (relevant to UK taxpayers)

UK investors who hold shares in GSF on 31 December each year (GSF's accounting year-end) will be liable to taxation on the amount of income actually distributed, or deemed to be distributed in the case of accumulation shares, and any excess of the reportable income which is not distributed. Details of the reportable income in respect of the Fund's year to 31 December 2013 will be available from 30 June 2014 on our website at www.investecassetmanagement.com/reportingfunds². This will take you to an externally hosted site, where you will be asked to register by providing your name and e-mail address, accept user terms and set up a password to access all fund reports. This is required by UK investors to complete their UK tax returns.

Report & Accounts

Copies of the Annual Report & Accounts can be found on our website, <http://www.investecassetmanagement.com/igsfra>². If you would like to request a printed copy, free of charge, please contact us on +852 2861 6888 or by email, to investec.asia@investecmail.com

Summary of action required by you

- If you cannot be present at the AGM, please complete the enclosed proxy form and return it in the business reply envelope supplied; by fax to (+352) 464 010 413; or by email to luxembourg-domiciliarygroup@statestreet.com. The proxy form must reach us no later than 4 p.m. (Central European Time) on 10 June 2014.
- The product and administrative changes outlined above do not require the approval of investors. You do not need to take any action. These details are for information purposes only.

More information

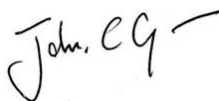
If you have any questions regarding this Investment Update, please contact your financial advisor in the first instance. Alternatively, you can contact your local Investec Asset Management office, using the contact details at the back of this booklet.

Thank you for your continued investment.

Yours faithfully,



Grant Cameron
Director



John Green
Director

Telephone calls may be recorded for training and quality assurance purposes.

The Fund is domiciled in Luxembourg with the registered number B139420.

² The website has not been reviewed by the SFC and may contain information with respect to non-SFC authorized funds which are not available for public offer in Hong Kong.

Investec Global Strategy Fund
Registered office:
49 Avenue J.F. Kennedy
L-1855 Luxembourg
Grand Duchy of Luxembourg

Postal address:
Investec Asset Management Asia Limited
Suites 2602-06 Tower 2
The Gateway, Harbour City
Tsimshatsui, Kowloon
Hong Kong

**THIS DOCUMENT IS IMPORTANT AND
REQUIRES YOUR ATTENTION. IF IN DOUBT,
PLEASE SEEK PROFESSIONAL ADVICE.**

Investec Asset Management Fund Centres

All other Shareholders	Taiwan	+886 2 8101 0800	
+44 (0)20 7597 1900	Fax	+886 2 8101 0900	
Fax +352 2460 9923		iamtaiwan.iam@investecmail.com	
enquiries@investecmail.com			
Hong Kong	+852 2861 6888	South Africa	0860 500 900
Fax	+852 2861 6863	Fax	0861 500 900
investec.asia@investecmail.com		saoffshore@investecmail.com	

www.investecassetmanagement.com

30 April 2014

Dear Investor,

We are writing to advise you of a number of changes to the Investec Global Strategy Fund (the 'Company'). These are set out below:

1. Product changes and updates

- The removal of the performance fee on the Investec Enhanced Natural Resources Fund¹ and the Investec Enhanced Global Energy Fund¹
- A clarification of the investment policy of the Investec Global Opportunity Equity Fund¹
- The name change for the Investec Global Diversified Income Fund
- The name change for income share classes of some of the Company's sub-funds.

2. Administrative changes

- The termination of the appointment of FirstRand Bank Limited as an Independent Party as a result of regulatory changes in South Africa

Full details of these changes are given in the enclosed document.

Action to be taken

We recommend that you read the details of these changes in full. Should you feel that your investment no longer meets your requirements as a result of the changes, you have until 30 May 2014 to switch your investment into an alternative sub-fund within the Investec Global Strategy Fund range, or to redeem your investment. Neither the Company nor Investec Asset Management will make any charges for such a switch or redemption.

More information

If you would like further information regarding these changes, please contact your financial advisor in the first instance or Investec Asset Management. For further information on our funds, please visit our website, www.investecassetmanagement.com².

¹ These Sub-Funds have not been authorised by the Hong Kong Securities and Future Commission and therefore are not available to the public of Hong Kong.

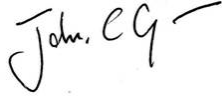
² The website has not been reviewed by the SFC and may contain information with respect to non-SFC authorized funds which are not available for public offer in Hong Kong.

We thank you for your continued investment.

Yours faithfully,



Grant Cameron
Director



John Green
Director

Telephone calls may be recorded for training and quality assurance purposes.

Unless otherwise indicated, the terms in this letter shall have the same meaning as those used in the Company's Prospectus.

The Directors of the Company are responsible for the accuracy of the contents of this letter. To the best of the knowledge and belief of the Directors (who have taken all reasonable care to ensure that such is the case) the information contained in this letter is in accordance with the facts and does not omit anything likely to affect the import of such information. The Directors accept responsibility accordingly.

1. Product changes and updates

a) The removal of performance fee on the Investec Enhanced Natural Resources Fund³ and the Investec Enhanced Global Energy Fund³

We aim to ensure that the charges on the Investec Global Strategy Fund's (the 'Company') sub-funds remain both appropriate for the investment opportunity offered and competitive in the market.

Following a review of the charges for the Enhanced Natural Resources Fund³ and the Enhanced Global Energy Fund³, we have decided to remove performance fees on both these sub-funds. The change will apply to a number of share classes in these sub-funds. Other charges remain unchanged.

Effective date

In the interests of investors, performance fees have not been charged since 1 January 2014. The removal of the performance fees will be reflected in the Company's Prospectus, and the Product Key Facts Statements will be updated accordingly with effect from 30 May 2014.

ISINs

The ISINs will remain unchanged following the removal of the performance fee.

Sub-fund and share class	ISIN
Enhanced Natural Resources Fund, A, Acc, EUR, Hedged ³	LU0544608135
Enhanced Natural Resources Fund, A, Acc, USD ³	LU0459156039
Enhanced Natural Resources Fund, F, Acc, USD ³	LU0538457978
Enhanced Natural Resources Fund, I, Acc, EUR, Hedged ³	LU0544632861
Enhanced Natural Resources Fund, I, Acc, USD ³	LU0459156112
Enhanced Natural Resources Fund, IX, Inc, USD ³	LU0846947546
Enhanced Natural Resources Fund, J, Acc, USD ³	LU1001676201

Sub-fund and share class	ISIN
Enhanced Global Energy Fund, A, Acc, USD ³	LU0459155734
Enhanced Global Energy Fund, F, Acc, USD ³	LU0538459677
Enhanced Global Energy Fund, I, Inc, GBP, Hedged ³	LU0565898052
Enhanced Global Energy Fund, I, Acc, USD ³	LU0459155908
Enhanced Global Energy Fund, IX, Inc, USD ³	LU0846947462

b) A clarification of the investment policy of the Investec Global Opportunity Equity Fund³

The investment policy of the Global Opportunity Equity Fund³, a sub-fund of the Company, states that it will invest primarily (at least two thirds of its assets) in the shares of companies (equities). The sub-fund is also permitted to invest up to one third of its assets in other asset classes, such as bonds or cash. We now wish to make a specific reference to these other assets by clarifying the sub-fund's investment policy in the Company's Prospectus.

³ These Sub-Funds and their share classes have not been authorised by the Hong Kong Securities and Future Commission and therefore are not available to the public of Hong Kong.

The sub-fund's investment policy will be reflected as follows (with material differences in bold):

Current investment policy	New investment policy
The Sub-Fund aims to achieve long-term capital growth primarily through investment in shares of companies around the world. The Sub-Fund will have a blend of investments and will be unrestricted in its choice of companies either by size or industry, or the geographical make-up of the portfolio. The Sub-Fund will focus investment on stocks deemed by the Investment Manager to be of high quality.	The Sub-Fund aims to achieve long-term capital growth primarily through investment in shares of companies around the world. The Sub-Fund will have a blend of investments and will be unrestricted in its choice of companies either by size or industry, or the geographical make-up of the portfolio. The Sub-Fund will focus investment on stocks deemed by the Investment Manager to be of high quality. The Sub-Fund may also invest in debt instruments (e.g. inflation-linked bonds), other transferable securities, money market instruments, cash or near cash and deposits. Where the Sub-Fund holds debt instruments, at least 90% of these will be Investment Grade.
The Sub-Fund may enter into OTC derivatives limited to foreign exchange forward transactions and for efficient portfolio management purposes only.	The Sub-Fund may enter into OTC derivatives limited to foreign exchange forward transactions and for efficient portfolio management purposes only.
90% of the equity content of the Sub-Fund must be listed on an exchange which is a full member of the World Federation of Exchanges.	90% of the equity content of the Sub-Fund must be listed on an exchange which is a full member of the World Federation of Exchanges.
The Sub-Fund may borrow up to 10% of its net assets, provided that such borrowings are made only on a temporary basis and are permitted only to meet the Sub-Fund's obligations in relation to (i) the administration of the Sub-Fund relating to purchase or sale transactions; and/or (ii) the redemption or cancellation of Shares in the Sub-Fund. Collateral arrangements with respect to the writing of options or the purchase or sale of forward or futures contracts are not deemed to constitute "borrowings" for the purpose of this restriction.	The Sub-Fund may borrow up to 10% of its net assets, provided that such borrowings are made only on a temporary basis and are permitted only to meet the Sub-Fund's obligations in relation to (i) the administration of the Sub-Fund relating to purchase or sale transactions; and/or (ii) the redemption or cancellation of Shares in the Sub-Fund. Collateral arrangements with respect to the writing of options or the purchase or sale of forward or futures contracts are not deemed to constitute "borrowings" for the purpose of this restriction.

Please note that this change will not alter the sub-fund's equity focus, nor will it change its investment process or risk and return profile.

Effective date

The investment policy clarification will take effect on 30 May 2014 and the Company's Prospectus and Product Key Facts Statements will be updated accordingly.

ISINs

The ISINs will remain unchanged following the investment policy clarification.

Sub-fund and share class	ISIN
Global Opportunity Equity Fund, A, Inc, USD ³	LU0545562505
Global Opportunity Equity Fund, I, Acc, USD ³	LU0773335848
Global Opportunity Equity Fund, I, Inc, USD ³	LU0545563065
Global Opportunity Equity Fund, IX, Inc, USD ³	LU0846948510
Global Opportunity Equity Fund, S, Inc, USD ³	LU0545563651

c) The name change for the Investec Global Diversified Income Fund

We regularly review the names of each of the Company's sub-funds to ensure that they (i) accurately reflect the investment policy and (ii) are suitable for the Company's important distribution markets.

We recently carried out such a review of the Global Diversified Income Fund. As this sub-fund is actively distributed around the world, we believe that 'multi-asset', a more globally understood term than 'diversified', will better describe its investment policy. As such, we have decided that the sub-fund's name should be changed to the 'Global Multi-Asset Income Fund'.

Investors should note that the name change will not alter the sub-fund's investment objective, multi-asset focus, investment process or its risk and return profile.

Effective date

The name change is effective on 30 May 2014 and the Company's Prospectus and Product Key Facts Statements will be updated accordingly.

ISINs

The ISINs will stay the same following the name change.

Old name and share class	New name and share class	ISIN
Global Diversified Income Fund, A, Acc, USD	Global Multi-Asset Income Fund, A, Acc, USD	LU0972617095
Global Diversified Income Fund, A, Inc, USD	Global Multi-Asset Income Fund, A, Inc, USD	LU0953506580
Global Diversified Income Fund, C, Inc, USD	Global Multi-Asset Income Fund, C, Inc, USD	LU0953506150
Global Diversified Income Fund, F, Inc, USD	Global Multi-Asset Income Fund, F, Inc, USD	LU0642103948
Global Diversified Income Fund, I, Acc, USD ⁴	Global Multi-Asset Income Fund, I, Acc, USD ⁴	LU0983164699
Global Diversified Income Fund, I, Inc, USD ⁴	Global Multi-Asset Income Fund, I, Inc, USD ⁴	LU0983164343
Global Diversified Income Fund, IX, Inc, USD ⁴	Global Multi-Asset Income Fund, IX, Inc, USD ⁴	LU0947747993
Global Diversified Income Fund, S, Inc, USD ⁴	Global Multi-Asset Income Fund, S, Inc, USD ⁴	LU0642103609

d) The name change for income share classes of some of the Company's sub-funds

We would like to inform you that from 30 May 2014, investors in 'Inc' income share classes of the following sub-funds will have their shares re-named from 'Inc' to 'Inc-2'. This is in order to maintain the current expense treatment for your share classes.

The following sub-funds are affected:

- Asia Local Currency Bond Fund⁵;
- Emerging Markets Blended Debt Fund;
- Emerging Markets Corporate Debt Fund;
- Emerging Markets Currency Fund⁵;
- Emerging Markets Debt Total Return Fund⁵;
- Emerging Markets Hard Currency Debt Fund;
- Emerging Markets Investment Grade Debt Fund⁵;
- Emerging Markets Investment Grade Corporate Debt Fund⁵;
- Emerging Markets Local Currency Debt Fund;
- Emerging Markets Local Currency Dynamic Debt Fund;
- Global Diversified Income Fund (to be renamed the Global Multi-Asset Income Fund with effect from 30 May 2014);
- Global Strategic Income Fund;
- High Income Bond Fund;
- Investment Grade Corporate Bond Fund; and
- Latin American Corporate Debt Fund

⁴ These share classes are not available to the public of Hong Kong.

⁵ These Sub-Funds and their share classes have not been authorised by the Hong Kong Securities and Future Commission and therefore are not available to the public of Hong Kong.

This change follows a recent review of expense treatments and distribution policies for all of the Company's sub-funds. To ensure there is a consistent policy across the fund range, we have decided that, going forward, there will be two types of income shares for the Company:

- i) 'Inc' share classes which will deduct expenses from income accounts (and distribute net income); and
- ii) 'Inc-2' share classes which will deduct expenses from capital accounts (and distribute gross income).

Please note that the expense treatment for 'Inc-2' income share classes will have the effect of increasing distributions (which may be taxable) whilst reducing capital to an equivalent extent. This may constrain future capital and income growth. If you would prefer to hold 'Inc' income shares, please contact your local Investec Asset Management office, using the contact details at the top of this letter.

Effective date

The effective date for this change will be 30 May 2014 and the Company's Prospectus and Product Key Facts Statements will be updated accordingly. The change in name from 'Inc' to 'Inc-2', will be reflected in your future valuation statements.

ISINs

The ISIN for each share class affected by this change are shown below. **While the name of the respective share class will change, the codes will remain unchanged.**

Old sub-fund name and share class	New sub-fund name and share class	ISIN
Asia Local Currency Bond Fund, C, Inc, Gross, USD ⁵	Asia Local Currency Bond Fund, C, Inc-2, Gross, USD ⁵	LU0987174397
Asia Local Currency Bond Fund, F, Inc, Gross, USD ⁵	Asia Local Currency Bond Fund, F, Inc-2, Gross, USD ⁵	LU0987174470
Asia Local Currency Bond Fund, IX, Inc, Gross, USD ⁵	Asia Local Currency Bond Fund, IX, Inc-2, Gross, USD ⁵	LU0987173829
Asia Local Currency Bond Fund, S, Inc, Gross, USD ⁵	Asia Local Currency Bond Fund, S, Inc-2, Gross, USD ⁵	LU0987174124
Emerging Markets Blended Debt, A, Inc, Gross, USD	Emerging Markets Blended Debt, A, Inc-2, Gross, USD	LU0545564626
Emerging Markets Blended Debt, C, Inc, Gross, USD	Emerging Markets Blended Debt, C, Inc-2, Gross, USD	LU0648352382
Emerging Markets Blended Debt, F, Inc, Gross, USD	Emerging Markets Blended Debt, F, Inc-2, Gross, USD	LU0545565789
Emerging Markets Blended Debt, I, Inc, Gross, USD ⁴	Emerging Markets Blended Debt, I, Inc-2, Gross, USD ⁴	LU0925593518
Emerging Markets Blended Debt, IX, Inc, Gross, USD ⁴	Emerging Markets Blended Debt, IX, Inc-2, Gross, USD ⁴	LU0846946738
Emerging Markets Corporate Debt, A, Inc, Gross, HKD	Emerging Markets Corporate Debt, A, Inc-2, Gross, HKD	LU0829539229
Emerging Markets Corporate Debt, A, Inc, Gross, USD	Emerging Markets Corporate Debt, A, Inc-2, Gross, USD	LU0829539492
Emerging Markets Corporate Debt, C, Inc, Gross, USD	Emerging Markets Corporate Debt, C, Inc-2, Gross, USD	LU0773335681
Emerging Markets Corporate Debt, F, Inc, Gross, USD	Emerging Markets Corporate Debt, F, Inc-2, Gross, USD	LU0773335764
Emerging Markets Corporate Debt, IX, Inc, Gross, USD ⁴	Emerging Markets Corporate Debt, IX, Inc-2, Gross, USD ⁴	LU0846946811
Emerging Markets Currency, F, Inc, Gross, USD ⁵	Emerging Markets Currency, F, Inc-2, Gross, USD ⁵	LU0565902425
Emerging Markets Debt Total Return, IX, Inc, Gross, USD ⁵	Emerging Markets Debt Total Return, IX, Inc-2, Gross, USD ⁵	LU0987175105
Emerging Markets Debt Total Return, S, Inc, Gross, USD ⁵	Emerging Markets Debt Total Return, S, Inc-2, Gross, USD ⁵	LU0987175287

Old sub-fund name and share class	New sub-fund name and share class	ISIN
Emerging Markets Hard Currency Debt, A, Inc, Gross, USD	Emerging Markets Hard Currency Debt, A, Inc-2, Gross, USD	LU0611396218
Emerging Markets Hard Currency Debt, F, Inc, Gross, USD	Emerging Markets Hard Currency Debt, F, Inc-2, Gross, USD	LU0611396648
Emerging Markets Hard Currency Debt, IX, Inc, Gross, USD ⁴	Emerging Markets Hard Currency Debt, IX, Inc-2, Gross, USD ⁴	LU0846947207
Emerging Markets Investment Grade Corporate Debt, IX, Inc, Gross, USD ⁵	Emerging Markets Investment Grade Corporate Debt, IX, Inc-2, Gross, USD ⁵	LU0906790406
Emerging Markets Investment Grade Corporate Debt, S, Inc, Gross, USD ⁵	Emerging Markets Investment Grade Corporate Debt, S, Inc-2, Gross, USD ⁵	LU0906791123
Emerging Markets Investment Grade Debt, IX, Inc, Gross, USD ⁵	Emerging Markets Investment Grade Debt, IX, Inc-2, Gross, USD ⁵	LU0846946902
Emerging Markets Local Currency Debt, A, Inc, Gross, USD	Emerging Markets Local Currency Debt, A, Inc-2, Gross, USD	LU0345767858
Emerging Markets Local Currency Debt, C, Inc, Gross, USD	Emerging Markets Local Currency Debt, C, Inc-2, Gross, USD	LU0345767932
Emerging Markets Local Currency Debt, F, Inc, Gross, EUR ⁴	Emerging Markets Local Currency Debt, F, Inc-2, Gross, EUR ⁴	LU0625356109
Emerging Markets Local Currency Debt, F, Inc, Gross, USD	Emerging Markets Local Currency Debt, F, Inc-2, Gross, USD	LU0345768070
Emerging Markets Local Currency Debt, I, Inc, Gross, USD ⁴	Emerging Markets Local Currency Debt, I, Inc-2, Gross, USD ⁴	LU0473111879
Emerging Markets Local Currency Debt, IX, Inc, Gross, USD ⁴	Emerging Markets Local Currency Debt, IX, Inc-2, Gross, USD ⁴	LU0846957180
Emerging Markets Local Currency Debt, S, Inc, Gross, USD ⁴	Emerging Markets Local Currency Debt, S, Inc-2, Gross, USD ⁴	LU0634255755
Emerging Markets Local Currency Dynamic Debt, A, Inc, Gross, GBP ⁴	Emerging Markets Local Currency Dynamic Debt, A, Inc-2, Gross, GBP ⁴	LU0586577867
Emerging Markets Local Currency Dynamic Debt, C, Inc, Gross, USD	Emerging Markets Local Currency Dynamic Debt, C, Inc-2, Gross, USD	LU0583062319
Emerging Markets Local Currency Dynamic Debt, F, Inc, Gross, USD	Emerging Markets Local Currency Dynamic Debt, F, Inc-2, Gross, USD	LU0565900056
Emerging Markets Local Currency Dynamic Debt, I, Inc, Gross, EUR ⁴	Emerging Markets Local Currency Dynamic Debt, I, Inc-2, Gross, EUR ⁴	LU0997760136
Emerging Markets Local Currency Dynamic Debt, I, Inc, Gross, USD ⁴	Emerging Markets Local Currency Dynamic Debt, I, Inc-2, Gross, USD ⁴	LU0565899530
Emerging Markets Local Currency Dynamic Debt, IX, Inc, Gross, USD ⁴	Emerging Markets Local Currency Dynamic Debt, IX, Inc-2, Gross, USD ⁴	LU0846947033
Global Diversified Income, A, Inc, Gross, USD	Global Diversified Income, A, Inc-2, Gross, USD	LU0953506580
Global Diversified Income, C, Inc, Gross, USD	Global Diversified Income, C, Inc-2, Gross, USD	LU0953506150
Global Diversified Income, F, Inc, Gross, USD	Global Diversified Income, F, Inc-2, Gross, USD	LU0642103948
Global Diversified Income, I, Inc, Gross, USD ⁴	Global Diversified Income, I, Inc-2, Gross, USD ⁴	LU0983164343
Global Diversified Income, IX, Inc, Gross, USD ⁴	Global Diversified Income, IX, Inc-2, Gross, USD ⁴	LU0947747993
Global Diversified Income, S, Inc, Gross, USD ⁴	Global Diversified Income, S, Inc-2, Gross, USD ⁴	LU0642103609

Old sub-fund name and share class	New sub-fund name and share class	ISIN
Global Strategic Income, A, Inc, Gross, USD	Global Strategic Income, A, Inc-2, Gross, USD	LU0345763196
Global Strategic Income, C, Inc, Gross, USD	Global Strategic Income, C, Inc-2, Gross, USD	LU0345763279
Global Strategic Income, F, Inc, Gross, USD	Global Strategic Income, F, Inc-2, Gross, USD	LU0345763352
Global Strategic Income, I, Inc, Gross, USD ⁴	Global Strategic Income, I, Inc-2, Gross, USD ⁴	LU0759698995
Global Strategic Income, IX, Inc, Gross, USD ⁴	Global Strategic Income, IX, Inc-2, Gross, USD ⁴	LU0846948601
High Income Bond Fund, A, Inc, Gross, EUR	High Income Bond Fund, A, Inc-2, Gross, EUR	LU0345766611
High Income Bond Fund, A, Inc, Gross, GBP, Hedged (buy GBP, sell EUR)	High Income Bond Fund, A, Inc-2, Gross, GBP, Hedged (buy GBP, sell EUR)	LU0416338167
High Income Bond Fund, C, Inc, Gross, AUD, Hedged (IRD) ⁴	High Income Bond Fund, C, Inc-2, Gross, AUD, Hedged (IRD) ⁴	LU0996343082
High Income Bond Fund, C, Inc, Gross, EUR	High Income Bond Fund, C, Inc-2, Gross, EUR	LU0345766702
High Income Bond Fund, C, Inc, Gross, USD ⁴	High Income Bond Fund, C, Inc-2, Gross, USD ⁴	LU0440696283
High Income Bond Fund, C, Inc, Gross, USD, Hedged (buy USD, sell EUR) ⁴	High Income Bond Fund, C, Inc-2, Gross, USD, Hedged (buy USD, sell EUR) ⁴	LU0416338837
High Income Bond Fund, C, Inc, Gross, ZAR, Hedged (IRD) ⁴	High Income Bond Fund, C, Inc-2, Gross, ZAR, Hedged (IRD) ⁴	LU0996345459
High Income Bond Fund, F, Inc, Gross, USD ⁴	High Income Bond Fund, F, Inc-2, Gross, USD ⁴	LU0345767189
High Income Bond Fund, F, Inc, Gross, USD, Hedged (buy USD, sell EUR) ⁴	High Income Bond Fund, F, Inc-2, Gross, USD, Hedged (buy USD, sell EUR) ⁴	LU0416338753
High Income Bond Fund, I, Inc, Gross, USD, Hedged (buy USD, sell EUR) ⁴	High Income Bond Fund, I, Inc-2, Gross, USD, Hedged (buy USD, sell EUR) ⁴	LU0944440717
Investment Grade Corporate Bond Fund, A, Inc, Gross, EUR, Hedged (buy EUR, sell USD)	Investment Grade Corporate Bond Fund, A, Inc-2, Gross, EUR, Hedged (buy EUR, sell USD)	LU0416337789
Investment Grade Corporate Bond Fund, A, Inc, Gross, GBP, Hedged (buy GBP, sell USD)	Investment Grade Corporate Bond Fund, A, Inc-2, Gross, GBP, Hedged (buy GBP, sell USD)	LU0412230061
Investment Grade Corporate Bond Fund, A, Inc, Gross, USD	Investment Grade Corporate Bond Fund, A, Inc-2, Gross, USD	LU0345764244
Investment Grade Corporate Bond Fund, C, Inc, Gross, AUD, Hedged (IRD) ⁴	Investment Grade Corporate Bond Fund, C, Inc-2, Gross, AUD, Hedged (IRD) ⁴	LU0996346184
Investment Grade Corporate Bond Fund, C, Inc, Gross, EUR, Hedged (buy EUR, sell USD)	Investment Grade Corporate Bond Fund, C, Inc-2, Gross, EUR, Hedged (buy EUR, sell USD)	LU0416337607
Investment Grade Corporate Bond Fund, C, Inc, Gross, USD	Investment Grade Corporate Bond Fund, C, Inc-2, Gross, USD	LU0345764590
Investment Grade Corporate Bond Fund, C, Inc, Gross, ZAR, Hedged (IRD) ⁴	Investment Grade Corporate Bond Fund, C, Inc-2, Gross, ZAR, Hedged (IRD) ⁴	LU0996346341
Investment Grade Corporate Bond Fund, D, Inc, Gross, USD ⁴	Investment Grade Corporate Bond Fund, D, Inc-2, Gross, USD ⁴	LU0416338084
Investment Grade Corporate Bond Fund, F, Inc, Gross, USD	Investment Grade Corporate Bond Fund, F, Inc-2, Gross, USD	LU0345764673

Old sub-fund name and share class	New sub-fund name and share class	ISIN
Latin American Corporate Debt, A, Inc, Gross, USD	Latin American Corporate Debt, A, Inc-2, Gross, USD	LU0553431791
Latin American Corporate Debt, C, Inc, Gross, USD	Latin American Corporate Debt, C, Inc-2, Gross, USD	LU0492942551
Latin American Corporate Debt, F, Inc, Gross, USD	Latin American Corporate Debt, F, Inc-2, Gross, USD	LU0492942635
Latin American Corporate Debt, I, Inc, Gross, USD ⁴	Latin American Corporate Debt, I, Inc-2, Gross, USD ⁴	LU0649388781
Latin American Corporate Debt, IX, Inc, Gross, USD ⁴	Latin American Corporate Debt, IX, Inc-2, Gross, USD ⁴	LU0846948940

2. Administrative changes

a) The termination of the appointment of FirstRand Bank Limited as an Independent Party as a result of regulatory changes in South Africa

The Company's sub-funds are distributed in South Africa. Under previous regulation in South Africa, the Company was required by the Financial Services Board in South Africa to appoint an independent party to carry out certain operational functions. We appointed FirstRand Bank Limited to fulfil this function.

The Financial Services Board has recently determined that this requirement is no longer appropriate and is an unnecessary cost to investors. The regulations have now been changed to remove this requirement.

As it is no longer required and it would result in an overall cost saving, we have decided that it would be in the best interests of investors if we were to terminate our appointment of FirstRand Bank Limited.

Effective date

This change is effective from 31 March 2014 and the Company's Prospectus will be updated accordingly on 30 May 2014.

An explanation of the various share classes in issue

The Investec Global Strategy Fund (GSF) offers a wide range of share classes. Each of these share classes has different characteristics in relation to their treatment of income and some have different hedging policies. These characteristics are described in the table below.

Additionally share classes have different minimum investment levels, distribution frequencies and fee charging structures. These are differentiated by the use of different letters – A, C, D¹, F, I¹, IX¹, J¹, S¹ and Z.

Details of the share classes currently available within GSF are shown in our Funds Library. Please note certain share classes are only available for certain types of investor and not all sub-funds and share classes are available in every country. Please visit www.investecassetmanagement.com/registrations² to check which sub-funds and share classes are registered in which country.

Full details of these share classes and related risks are available in the GSF Prospectus and Product Key Facts Statements (KFS).

Share class and ('abbreviated name')	Description	Other considerations (Please see notes below)
Accumulation share classes ('Acc')	These do not make income payments to investors but instead accrue any income (after expenses) daily in the net asset value of the share class which is reflected in its share price.	Insufficient income
Income share classes ('Inc')	These distribute the income accruing in the share class. Investors can opt to have this income reinvested. These share classes charge all or part of their expenses against income.	Insufficient income
Income-2 share classes ('Inc-2')	<p>These distribute the income accruing in the share class and charge all their expenses against capital. This maximises the income available for distribution – although it also reduces capital by an equivalent extent which could constrain future capital and income growth. Maximising income payments may be inefficient from a tax perspective in those countries where income tax rates are higher than those on capital gains.</p> <p>Inc-2 share classes of certain sub-funds may 'smooth' their distributions over the year in order to produce consistent and predictable income payments.</p> <p>Investors can opt to have income from Inc-2 share classes reinvested.</p>	Smoothing
Currency Hedged share classes ('HDG')	These use hedging techniques which aim to reduce the impact of exchange rate movements between the Reference Currency of the sub-fund (the currency that the sub-fund's investments are valued in) and the currency of the Currency Hedged share class. This aims to ensure returns for investors in the Currency Hedged share class will be aligned with those of investors in the Reference Currency.	<p>Imperfect hedge</p> <p>Costs of hedging</p>
Portfolio Currency Hedged share classes ¹ ('PHDG - AC') ('PHDG - BM')	<p>These use hedging techniques which aim to reduce the impact of exchange rate movements between the currency of the Portfolio Currency Hedged share class and the currencies of the underlying investments of the sub-fund. This aims to ensure exchange rate risk is reduced in the portfolio for investors whose currency of investment matches that of the share class.</p> <p>Typically for equity and multi-asset sub-funds, hedging transactions will target the sub-fund's actual currency exposure, given its current underlying investments (shown by the letters 'AC' in the abbreviated name). For bond sub-funds, a proxy hedging strategy will typically be used based on the sub-fund's performance comparison index. This means any difference between the currency positions of the portfolio and the relevant performance comparison index will not be hedged and will be reflected in the performance of the Portfolio Currency Hedged share class. (These share classes are identified by the letters 'BM' in the abbreviated name).</p>	<p>Imperfect hedge</p> <p>PHDG hedging risk</p> <p>Costs of hedging</p>

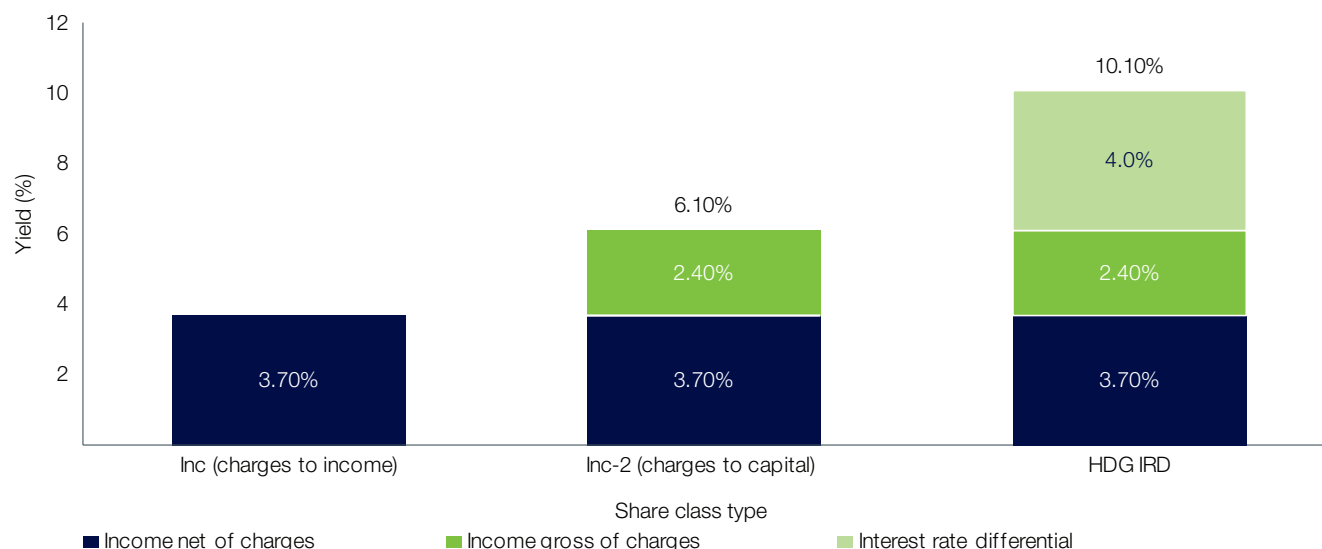
¹ These share classes are not available to the public of Hong Kong.

² The website has not been reviewed by the SFC and may contain information with respect to non-SFC authorized funds which are not available for public offer in Hong Kong.

An explanation of the various share classes in issue continued

Share class and ('abbreviated name')	Description	Other considerations (Please see notes below)
Interest Rate Differential share classes ('HDG IRD')	<p>These use hedging techniques which aim to reduce the impact of exchange rate movements between the sub-fund's Reference Currency (the currency that the sub-fund's investments are valued in) and the currency of the HDG IRD share class (for instance Australian dollar (AUD) or South African rand (ZAR)). This hedges the currency return so that it performs in line with the Reference Currency of the sub-fund and also additionally picks up the difference in interest rates between the share class denomination and the sub-fund's Reference Currency. This interest rate differential is added to the distribution yield of the share class.</p> <p>HDG IRD share classes on certain funds may 'smooth' their distributions over the year in order to produce consistent and predictable income payments.</p>	<p>HDG IRD specific risks</p> <p>Imperfect hedge</p> <p>Costs of hedging</p> <p>Smoothing</p>

The following provides a hypothetical illustration of the yield on Inc, Inc-2 and HDG IRD share classes of a sub-fund.



The above is for illustrative purposes only and is based on a theoretical yield. The value of investments, and any related income, can fall as well as rise and losses may be made. The charges and interest rate differential will vary between different currencies and over time.

Other considerations	Description
Insufficient income	If there is insufficient income to cover expenses, then the remaining expenses will be charged to capital.
Smoothing	Where smoothing applies, the amount of income paid at each distribution is based on a forecast of the income to be earned over the coming year. This may result in the share class paying out higher distributions than the share class receives in income and any excess will be taken from capital. In addition smoothing may distort the income equalisation rate which might have tax consequences for certain investors.
Imperfect hedge	Due to the impossibility of forecasting future market values, the currency hedging will not be perfect and there is no guarantee that these strategies will achieve their aim.
Costs of hedging	The additional costs of hedging will be borne by the investors in the Hedged share class.
PHDG hedging risk	By virtue of the hedging techniques used, proxy currencies might be used to hedge certain less liquid currencies, or currencies that represent a small portion of exposure within the sub-fund, and certain tolerance thresholds may be used before the hedges are rebalanced. This may reduce the accuracy of the hedging.
HDG IRD specific risks	<p>HDG IRD share classes are intended for investors whose currency of investment matches that of the share class. Investors who measure their investment returns in a currency other than that of this share class should be aware of the foreign exchange risk that would exist on both the value of the income received and their capital value.</p> <p>The interest rate differential between the Reference Currency and the currency of the HDG IRD share class can go up or down and can be negative depending on the direction of interest rates in the two currencies.</p> <p>The interest rate differential is distributed as income and may be taxed as such rather than as capital. This can be inefficient from a tax perspective in those countries where income tax rates are higher than those on capital gains.</p>

Investors are advised to seek their own tax advice about their investments in GSF and the tax treatment of different share classes. They should be aware that switches and conversions between share classes of the same sub-fund may trigger a tax event in certain jurisdictions.

Notice of the Annual General Meeting

Convening notice

The Board of Directors of GSF (the 'Company') has the pleasure of inviting you to attend the **Annual General Meeting (AGM)** of investors of the Company which will be held at 4 p.m. at 49 Avenue J.F. Kennedy, L-1855 Luxembourg, on 12 June 2014, with the following agenda:

Agenda

1. Presentation of the Report of the Board of Directors.
2. Presentation of the Report of the Auditor.
3. Approval of the audited financial statements for the year ended 31 December 2013.
4. Allocation of the net results for the year ended 31 December 2013.
5. Discharge of Directors with respect to the performance of their duties during the year ended 31 December 2013.
6. To re-elect as Directors for a term ending at the next AGM to be held in 2015:
 - Mr. Hendrik Jacobus du Toit;
 - Mr. Grant David Cameron;
 - Mr. Gregory David Cremen;
 - Mr. John Conrad Green;
 - Ms. Kim Mary McFarland;
 - Mr. Claude Niedner;
 - Mr. Michael Edward Charles Ryder Richardson.
7. To re-elect KPMG Luxembourg S.à r.l as Auditor of the Company for a term ending at the next AGM to be held in 2015.
8. To vote upon payment of total combined remuneration of the Directors up to but not exceeding US\$200,000 to be apportioned between the re-elected Directors, with no single Director receiving more than US\$35,000 for the period from this AGM to the next AGM to be held in 2015.
9. Any other business.

Investors are informed that the AGM may validly deliberate on the items of the agenda without any quorum requirement and the resolution on each item of the agenda may validly be passed at the majority of the votes validly cast at such AGM. Each share is entitled to one vote. An investor may act at the AGM by proxy.

Please be advised that only investors on record by 4 p.m. on 10 June 2014 may be entitled to vote at this AGM.

Should you not be able to attend this AGM, you are kindly requested to date, sign and return the form of proxy by fax on (+352) 464 010 413, by email to luxembourg-domiciliarygroup@statestreet.com or by mail to the Domiciliary Agent, 49 Avenue J.F. Kennedy, L-1855 Luxembourg by 4 p.m. (Central European Time) on 10 June 2014.

By order of the Board of Directors

Market overview

6 months to 31 March 2014 and outlook

The reporting period has been dominated by the US Federal Reserve (the Fed) reducing the pace of its bond-buying programme, weaker Chinese economic data and rising geopolitical tensions and instability in a number of emerging markets.

The Fed sticks to its guns

The Fed arguably surprised markets by waiting as long as it did before implementing the tapering of its bond-buying programme in December 2013. Expectations had been for the first reduction to be announced following the September meeting. The uncertainty highlighted the Fed's reluctance to tighten policy prematurely. Policymakers were, and still are, in relatively uncharted territory as they dismantle this artificial environment of cheap cash. The announcement to "modestly reduce the pace of its asset purchases" from US\$85 billion to US\$75 billion was made in light of US economic activity expanding "at a moderate pace". In an effort to minimise any market backlash, the Fed was firm in its commitment to maintaining "exceptionally low" interest rates.

The Fed continued to take its foot off the monetary gas pedal, following the February meeting, sticking to its roadmap for reducing its bond-buying by US\$10 billion per meeting. Domestic dataflow continued to broadly support the US recovery story, however, the weak December and January non-farm payrolls data have challenged the paradigm. The weaker data was blamed by some analysts on the inclement weather, but there were some market jitters nonetheless. Beyond the headline weakness, the bigger picture of a gradual US recovery remains intact. Indeed, the current account deficit narrowed to its lowest in 14 years and the latest non-farm payroll data has improved.

New Fed chair, Janet Yellen, stuck to the script at her inaugural testimony before Congress on 11 February, reiterating the message that the central bank will leave interest rates near-zero until well past the point where unemployment drops below its 6.5% threshold. The March meeting marked a slight change in tactics as new guidance relating to the timing of the expected increase in short-term rates was introduced. The current threshold of a 6.5% unemployment rate was abandoned for a combination of employment and economic indicators. Moreover, Yellen gave the first indication that interest rates may be increased later in the year. While she has since backtracked somewhat from this position, if the recovery continues it appears likely that tightening will commence in early 2015.

China: signs of a slowdown

The Chinese government is intent on rebalancing its economy away from an overreliance on exports and towards consumption-led growth. Partly as a result of this rebalancing, growth has slowed from the era of double-digit growth, but despite investor concerns the economy posted robust growth in 2013, and the government set a GDP growth target of 7.5% for 2014. However, over the last few months, Chinese economic data has disappointed – suggesting a further slowdown in the economy after last year's moderation in growth, disconcerting investors worried that the country may not be able to meet its 7.5% growth target.

China's industrial production growth has fallen to a five-year low and exports have plunged 18.1% from a year earlier. The fall in exports pushed the trade balance into deficit in February – the largest in two years and the first since March 2013. Moreover, the HSBC manufacturing purchasing managers' index (PMI) has fallen for six consecutive months and readings for this year indicate a contraction in manufacturing activity. Some analysts have cautioned against reading too much into the January and February PMI numbers given the possible distortions due to the lunar new year. However, the PMI reading for March also pointed to a contraction in activity, suggestive of a trend.

With the spate of weak data, China's premier, Li Keqiang, moved to reassure jittery global investors by reaffirming the government's commitment to the 7.5% growth target for 2014. He stated that the government was ready to support the economy through a government stimulus package, including infrastructure investment. While the degree of the stimulus and its impact on the economy will only become apparent with time, the move has been greeted positively by investors and helped shore up confidence in the world's second largest economy.

Rising political tensions: from Caracas to Crimea

Over the last six months a number of emerging markets were hit by political crises. In Turkey, prime minister Recep Tayyip Erdogan's government was engulfed in a corruption scandal. The government blamed the investigation on a plot by supporters of influential cleric Fethullah Gulen and purged the police and judiciary of Gulen's alleged followers. Erdogan's increasingly authoritarian rule has spooked investors and the Turkish lira plunged in value during January, forcing the central bank to dramatically hike interest rates. Markets were

Market overview continued

also influenced by violent political instability in Thailand – where protestors seized control of much of Bangkok and called on prime minister Yingluck Shinawatra to resign – and Venezuela – where the country's economic crisis encouraged large, violent protests against the regime of Nicolás Maduro.

However, by far the largest geopolitical shock came from events in Ukraine. The country was rocked by protests in the wake of president Viktor Yanukovich's decision to backtrack from an association agreement with the European Union in favour of closer ties with Russia. The protest movement in Ukraine's capital, Kiev, eventually succeeded in toppling the government to the consternation of Moscow. The Russian president, Vladimir Putin, reacted to the perceived threat to Russia's sphere of influence by sending in the army to occupy, and eventually annex, Ukraine's Crimean peninsula (home of Russia's Black Sea fleet, as well as an ethnic Russian majority). Western countries responded by providing financial assistance to Ukraine and imposing sanctions on high-ranking Russian officials. The market reaction was severe: the Russian stock market plunged, bond yields soared and the ruble sank to record lows against the US dollar. The crisis has led to the worst relations between Russia and the West since the end of the Cold War and tensions are likely to remain elevated for some time.

How did this affect markets?

Equities

In the six months to 31 March, developed markets continued to lead the broader market rally, leaving emerging market peers trailing as country-specific factors remained a source of volatility for much of the period.

After a strong 2013 and a generally positive fourth-quarter earnings season, markets experienced a setback in January as emerging market currency concerns took some of the froth off global equities. Political disruption has become an overarching theme in emerging markets, the focus of which shifted from Istanbul to Kiev and Moscow in February, with geopolitical concerns serving as a headwind for risk appetite. In addition, the weaker Chinese data, combined with instability in the money markets and unwelcome headlines triggered by the country's first corporate debt default, generated nervousness among investors.

After global markets welcomed the Fed's decision to pull the taper trigger in December, the subsequent weak data challenged the consensus view. While the Fed has largely stuck to the script by reiterating the message that tapering will be data-dependent, the quick reaction by the markets to Janet Yellen's remarks at her inaugural press conference at the helm of the Fed – after (inadvertently) revealing the central bank would wait six months after halting its asset purchases to raise interest rates – indicates just how much weight the markets are giving to 'Fedspeak'.

In Japan, while currency weakness and encouraging inflation data helped to prop up sentiment in the latter stages of 2013, markets experienced a sharp sell-off as slowdown fears gripped. The UK labour market remains extremely buoyant; however, recent UK data releases have shown the market consensus to be too bullish. There have also been signs that the UK economy is at long last starting to see a rebalancing with fourth-quarter GDP data showing positive contributions from net trade and investment, while the contribution from personal consumption actually fell back.

6 months to 31 March 2014

FTSE All-Share Index (UK equities)	7.88%
S&P 500 Index (US equities)	12.16%
MSCI Japan NDR Index (Japanese equities)	-3.44%
MSCI China Free NDR Index (Chinese equities)	-2.28%
MSCI Emerging Markets NDR Index (emerging market equities)	1.39%

Bond markets

The Fed's decision to commence its reduction of its bond-buying programme was a natural headwind for US Treasuries, but this effect was largely offset, over the period by softer US economic data and greater risk aversion towards some emerging markets. As a result, yields on US Treasuries, as well as UK gilts and Japanese government bonds, ended the period largely where they started. Within the euro zone, German Bund yields actually fell during the period, although they were eclipsed by sharper falls seen by Spain, Italy and, most notably, Greece. A combination of an improving economic outlook – to which euro-zone bond yields have reacted positively – and falling inflation, have been primarily responsible. Corporate debt has performed

strongly amid a backdrop of improving fundamentals, low default rates and continuing investor demand with spreads now within their pre-financial crisis ranges across a number of markets.

Emerging market debt has had a mixed period. Local currency sovereign debt struggled over the period, mainly due to a further bout of currency weakness in January – spurred partly by the Fed's taper and instability in some emerging markets, notably Turkey. By contrast, emerging market dollar denominated debt and corporate bonds performed relatively well.

6 months to 31 March 2014

JP Morgan GBI-EM Global Diversified (Emerging market bonds)	0.33%
Barclays Global Aggregate Bond (Global bonds)	1.95%
Citigroup World Government Bond (All Maturities) (Global government bonds)	1.55%
BofA Merrill Lynch Sterling Broad Market (UK bonds)	4.31%
BofA Merrill Lynch Global High Yield (Global high-yield bonds)	6.79%

Commodities and resources

Commodities and resource equities had mixed fortunes over the six-month review period. The sharp sell-off in gold and precious metals slowed into the final quarter of 2013 in the lead-up to the Fed's December meeting, where it announced the tapering of its bond-buying programme. Gold has rallied well since then, aided by weaker US data. February saw the first net inflows into global gold exchange traded commodities (ETCs) since December 2012, which was a major turning point for the yellow metal. Prices fell slightly towards the end of March as stronger US data reduced demand for gold as an alternative investment. Base & bulk metals have been under pressure from the weaker Chinese data, particularly iron ore and copper prices, with the former experiencing its steepest one-day fall in over four years in March.

Global oil prices were marginally lower over the period. Minor supply disruptions kept prices elevated in the final quarter of 2013 before easing into the first few months of this year. Increased OPEC production, particularly from Iraq, was the main driver behind the increased supply. US natural gas was up over 22.0% as the longer-than-expected cold snap in the US kept prices elevated right through until the end of February. Prices retreated somewhat in March amid signs of warmer weather on

the horizon. The agriculture & softs sector performed well over the six-month period. Adverse weather conditions and supply concerns in producer countries kept most grain and seed prices elevated. In the US, the extreme weather conditions, along with rising grain feed prices and bird flu concerns, kept meat prices elevated.

6 months to 31 March 2014

Dow Jones UBS Commodity Index	5.86%
MSCI ACWI Energy Index	6.61%
Euromoney Global Gold Index	-6.16%
MSCI ACWI Materials Index	4.90%

Outlook

In developed markets the growth outlook remains positive, although softer US data may yet force the Fed to slow the pace at which it withdraws its bond-buying programme. However, it is likely much of the weaker numbers can be explained by the inclement weather and, barring a dramatic reversal in economic fundamentals, the Fed will have closed its bond-buying programme by the end of the year and so market speculation will turn, inevitably, in the coming months to the possibility of actual interest rate tightening.

We expect the recovery in emerging markets growth to gradually strengthen, helped by the pick-up in global demand, improving trade balances and modest inflation. Chinese economic data, however, has been weaker. Industrial production grew at its slowest pace in five years and manufacturing and export data have been disappointing. Premier Li Keqiang has reaffirmed the government's 7.5% growth target for the year. If this pace of growth is not met it may derail the tentative upturn in economic performance of other emerging markets, but it is likely the Chinese government will react to the weaker data by providing economic stimulus – which should be supportive of growth. Overall, therefore, we expect the global economy to continue to strengthen even as the world adapts to an environment of rising interest rates.

Source of all data: Investec Asset Management, Lipper, as at 31.03.14. All returns are in US dollars unless otherwise stated.

Investec web tools and Indicator

Keep up to date with the latest information on our funds by visiting our website, www.investecassetmanagement.com.hk. Here you can source fund prices and dividend information and download fund literatures.

In addition, you can also access Indicator, our free online valuation service, by visiting www.investecassetmanagement.com/indicator.

Indicator gives you 24-hour access to your portfolio valuation and transaction history within a secure environment.

To register for Indicator, please access our website via the above link and select Indicator Registration on the left-hand side of your computer screen.

How to keep in contact with us

If you need to speak to us, we are available Monday to Friday 9.00am – 6.00pm (local time), unless otherwise stated.

All Investors (8.30am - 5.30pm)

+44 (0)20 7597 1900
Facsimile +352 2460 9923
enquiries@investecmail.com

Hong Kong

+852 2861 6888
Facsimile +852 2861 6863
investec.asia@investecmail.com

Taiwan

+886 2 8101 0800
Facsimile +886 2 8101 0900
iamtaiwan.iam@investecmail.com

South Africa (8.00am - 5.00pm)

0860 500 900
Facsimile 0861 500 900
saoffshore@investecmail.com

Telephone calls may be recorded for training and quality assurance purposes.

Or visit www.investecassetmanagement.com.hk

Should you need to write to us, our address is:

Investec Asset Management Asia Limited
Suites 2602-06, Tower 2
The Gateway, Harbour City
Tsimshatsui, Kowloon
Hong Kong

Important information

This document is provided for general information only. It is not an invitation to make an investment nor does it constitute an offer for sale. Any opinions stated are honestly held but are not guarantees and should not be relied upon.

The company website has not been reviewed by the SFC.

Issued by Investec Asset Management Asia Limited, April 2014.